



MORNING MANTRA



Daily Derivatives & Market Report

SEP 24, 2024



Indian equity benchmarks hit fresh record highs on Tuesday's trade but rapid selling which emerged in late trade forced markets to end flat. Nifty soared towards 26,000 mark for the first time during the day as rally in metal stocks following China's fresh stimulus measures. Besides, investors sentiments continued optimism over the US Fed rate cut. The broader indices, the BSE Mid cap index and Small cap index ended mixed.

After making cautious start, markets gained traction to trade in green amid foreign fund inflows. As per NSE data, Foreign Institutional Investors (FII) were net buyers of Indian equities worth Rs 404.42 crore on Monday. Traders got support as S&P Global Ratings retained India's growth forecast at 6.8 per cent for the current fiscal and said it expects the RBI to start cutting interest rates in its October monetary policy review. In the economic outlook of Asia Pacific, S&P Global Ratings also retained its GDP growth forecast for the 2025-26 fiscal at 6.9 per cent and said solid growth in India will allow the Reserve Bank to focus on bringing inflation in line with its target. Some support also came as rating agency ICRA, in its latest report Southwest Monsoon 2024 - Update, asserted that above-normal monsoon rains that helped farmers sow more crops this Kharif season bode well for agriculture, and are likely to improve gross value addition (GVA) in the sector. It stated that the GVA growth of agriculture, forestry, and fishing will improve to 3.2 per cent in the current financial year 2024-25 from 1.4 per cent in 2023-24. However, in afternoon session, markets turned negative for little time amid some profit booking, but markets managed to regain their ground as investors continued to hunt for fundamentally strong stocks. Although, in last leg of trade indices witnessed sharp selling to end flat on Tuesday.

On the global front, European markets were trading higher amid People's Bank of China said it would cut the reserve requirement ratio by 0.5 percentage points in the near future. Asian markets ended higher after a slew of stimulus measures from China aimed at shoring up economic growth spurred investor appetite for riskier assets. Back home, annual Periodic Labour Force Survey report stated that India's unemployment rate remained unchanged at 3.2% in 2023-24 (July-June), as female unemployment rose to 3.2 percent from 2.9 percent in the previous year.

MARKET SELFIE



MARKET SUMMARY

Domestic Indices	Close	Points	% Change
SENSEX	84914.04	-14.57	-0.02
NIFTY	25940.40	1.35	0.01
MIDCAP	49621.69	101.88	0.21
SMLCAP	57475.58	-21.88	-0.04
BSEFMC	23884.54	-179.63	-0.75
HEALTHCARE	44231.51	0.35	0.00
AUTO	60755.56	237.87	0.39
POWER	8691.97	118.30	1.38
REALTY	8766.79	-27.82	-0.32
BSE IT	42736.27	168.65	0.40
BANKEX	61166.36	-183.05	-0.30
OIL GAS	30989.45	187.60	0.61
METAL	33074.84	895.92	2.78
INDIA VIX	13.39	-0.40	-2.90

ADVANCE - DECLINE

Index	Advance	Decline	Unchanged
NSE	1518	1320	34
BSE	1933	2044	99

MARKET TURNOVER (₹ in Crs)

Segment	Current	Previous	Net %
BSE CASH	7285	8286	(12)
NSE CASH	125743	112766	12
NSE F&O	46934199	28108936	67

KEY INDICES RATIOS

INDEX	P/E	P/B	Dividend Yield
NIFTY	24.12	3.83	1.17
SENSEX	24.93	4.30	1.07

KEY NUMBERS TRACKER



FII – DII ACTIVITY IN CASH SEGMENT (₹ in Crs)

FII-DII*	Buy	Sell	Net
DII	15940	12071	3868
FII	20111	22896	(2784)

Note: FPI & DII Figures are provisional

FII ACTIVITY IN DERIVATIVES SEGMENT (₹ in Crs)

FII	Buy	Sell	Net
Index Futures	10767.14	12249.34	(1482)
Index Options	2989488.22	3015631.13	(26143)
Stock Futures	133305.19	130072.40	3233
Stock Options	55180.64	52408.77	2772

PUT-CALL RATIO

Index	Current	Previous
NIFTY	1.33	1.44
BANK NIFTY	1.13	1.34

DOLLAR INDEX

Dollar Index	Current	Previous	% Change
DXY	100.78	100.90	-0.13

10-YEARS G-SEC YIELD

Country	Current	Previous	% Change
INDIA	6.761	6.767	-0.09
USA	3.797	3.740	1.54

KEY COMMODITIES TRACKER (in \$)

Commodity	Current	Change Points	% Change
Gold	2632.81	6.52	0.25
Silver	30.95	0.28	0.91
Crude-Oil	72.21	1.84	2.61
Brent-Crude	75.70	1.80	2.45

CURRENCY FUTURES & INDEX TRENDS TRACKER



CURRENCY FUTURES

Expiry	Close	Change Points	% Change
26 SEP-24 USD-INR	83.68	0.11	0.13
26 SEP-24 EUR-INR	93.13	0.18	0.20
26 SEP-24 GBP-INR	111.82	0.68	0.61
26 SEP-24 JPY- INR	58.09	-0.19	-0.33

INDICES – SUPPORT-RESISTANCE-PIVOT LEVELS

Index	Close	S2	S1	Pivot	R1	R2
NIFTY	25940	25822	25881	25946	26006	26071
SENSEX	84914	84484	84699	84931	85146	85378
NIFTY FUTURES	25945	25848	25896	25948	25997	26048
BANK NIFTY	53969	53697	53833	54040	54176	54383
CNX IT	42244	41401	41822	42113	42535	42826
CNX MIDCAP	60851	60650	60750	60838	60939	61027
CNX SMALLCAP	19440	19306	19373	19494	19561	19682
INDIA VIX	13.39	12.05	12.72	13.41	14.08	14.77

INDEX TREND ANALYSIS

Index	Daily	Weekly	Monthly
NIFTY	Buy	Buy	Buy
SENSEX	Buy	Buy	Buy
NIFTY FUTURES	Buy	Buy	Buy
BANK NIFTY	Buy	Buy	Buy
CNX IT	NEUTRAL	Buy	Buy
CNX MIDCAP	Buy	Buy	Buy
CNX SMALLCAP	Buy	Buy	Buy
INDIA VIX	NEUTRAL	SELL	SELL

SECURITIES BAN IN F&O TRADES FOR 25-09-2024

ABFRL, GRANULES, HINDCOPPER, IDEA, IEX

TECHNICAL VIEWS



NIFTY

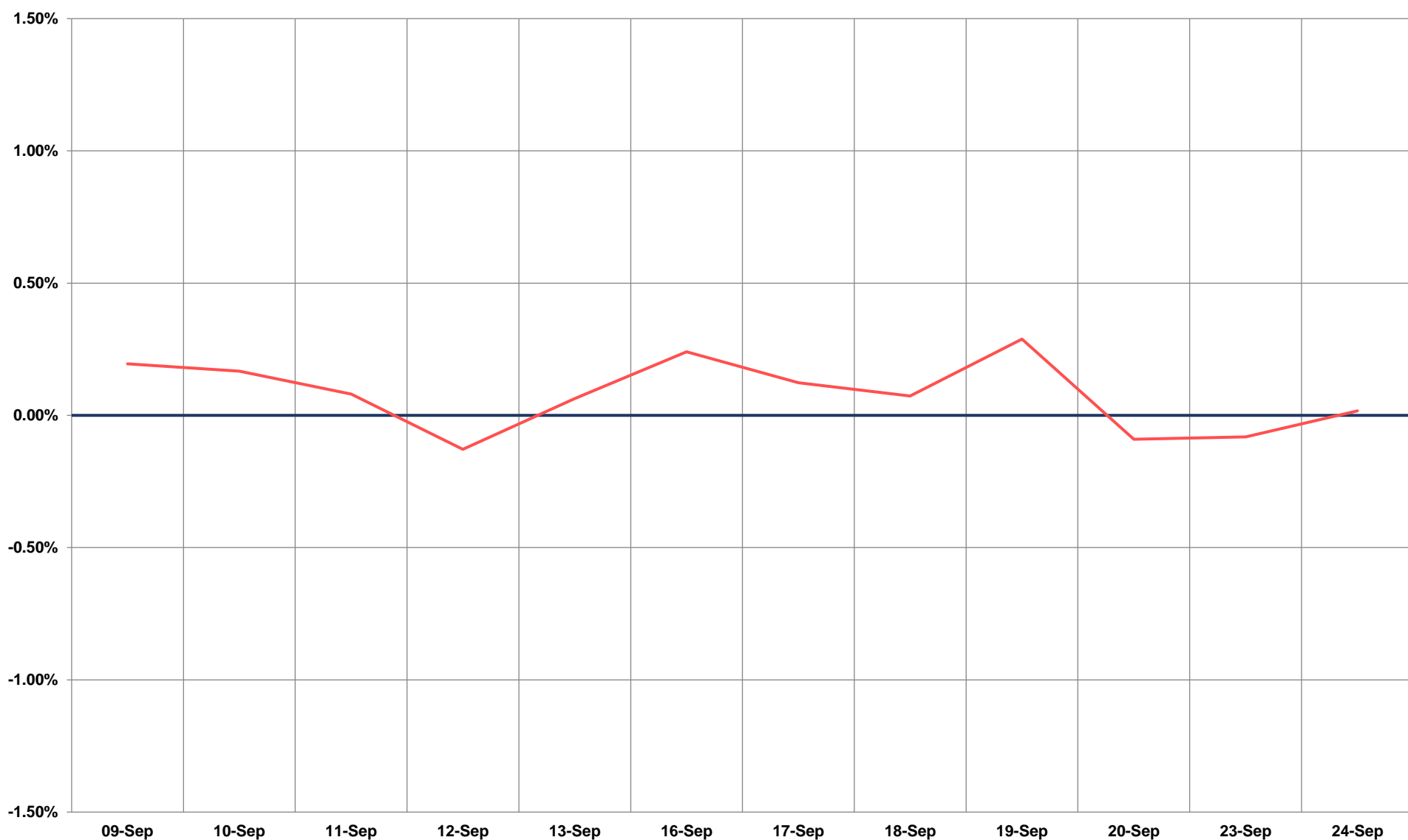
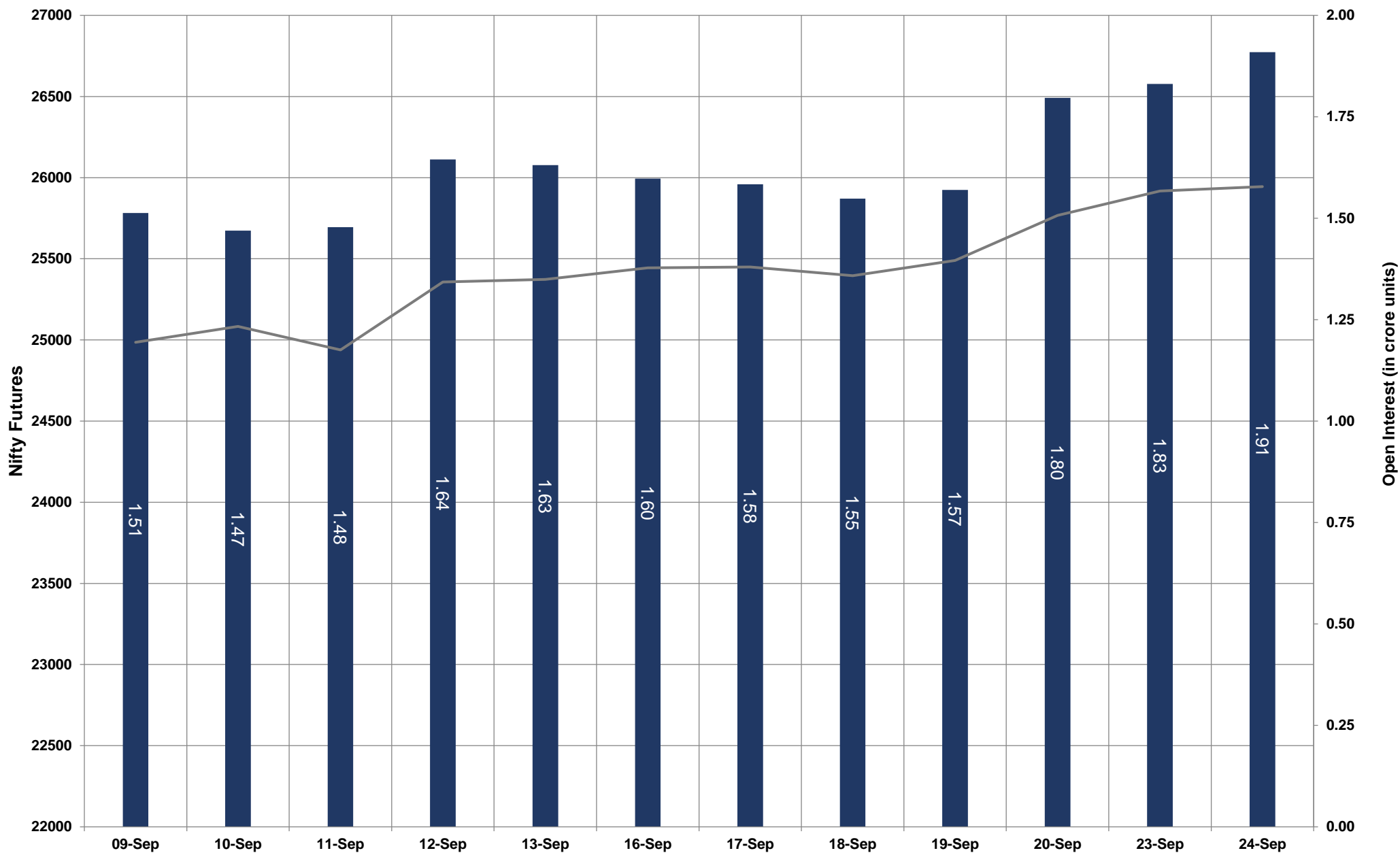


- Nifty Cash = **25940.40 (0.01%)**
- Resistance levels = **26000** and **26220**
- Support levels = **25550** and **25400**

TECHNICAL VIEWS



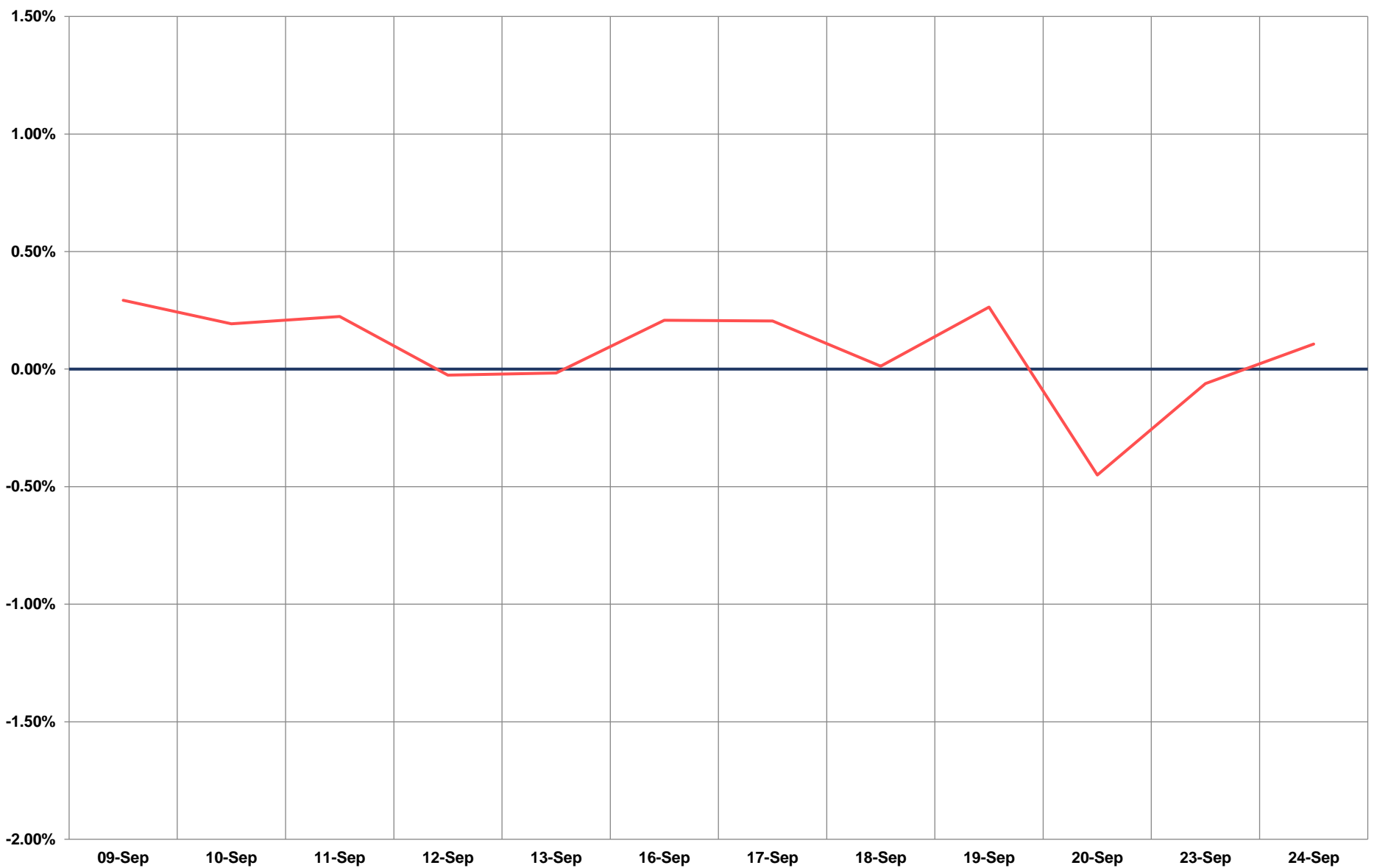
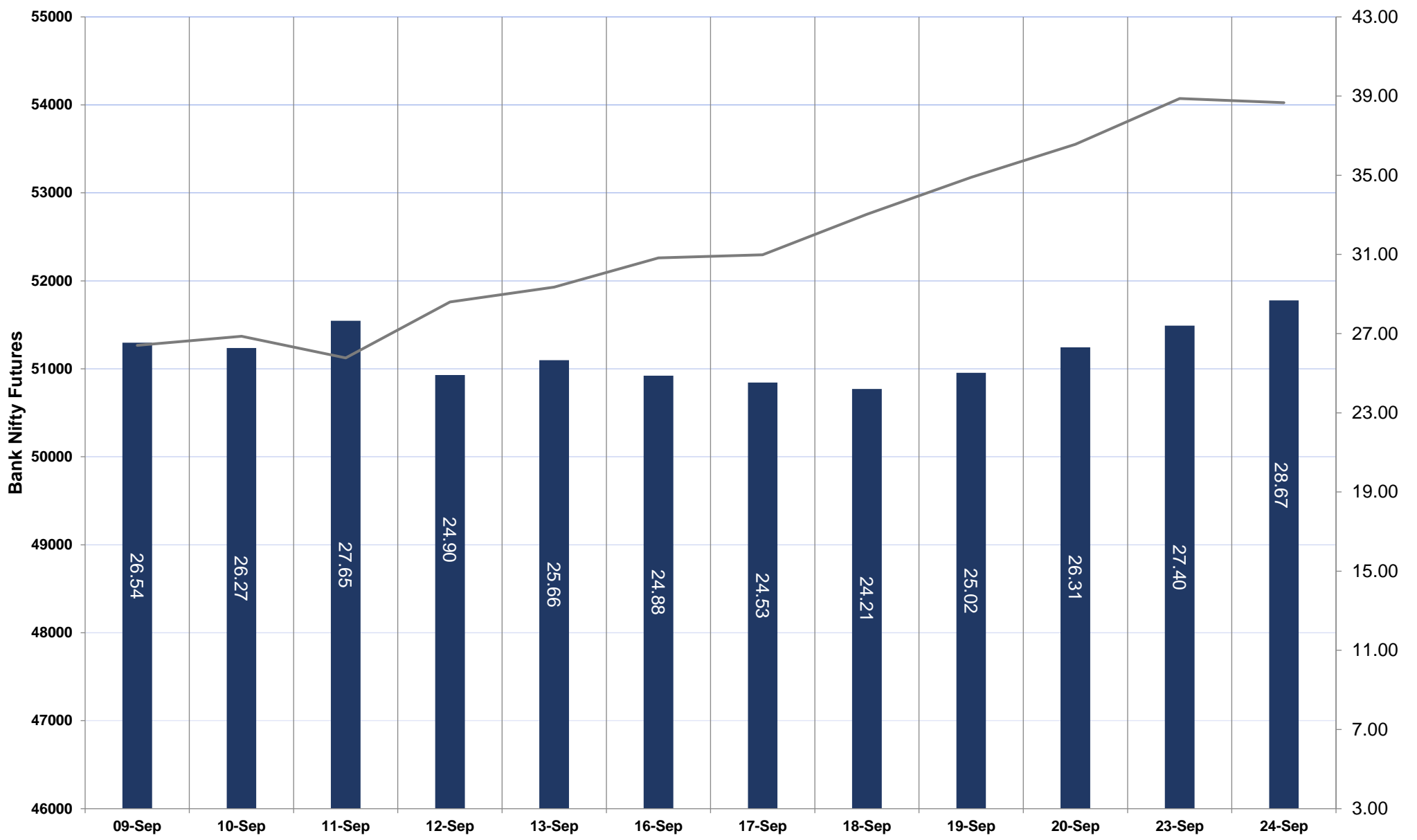
NIFTY FUTURES



TECHNICAL VIEWS



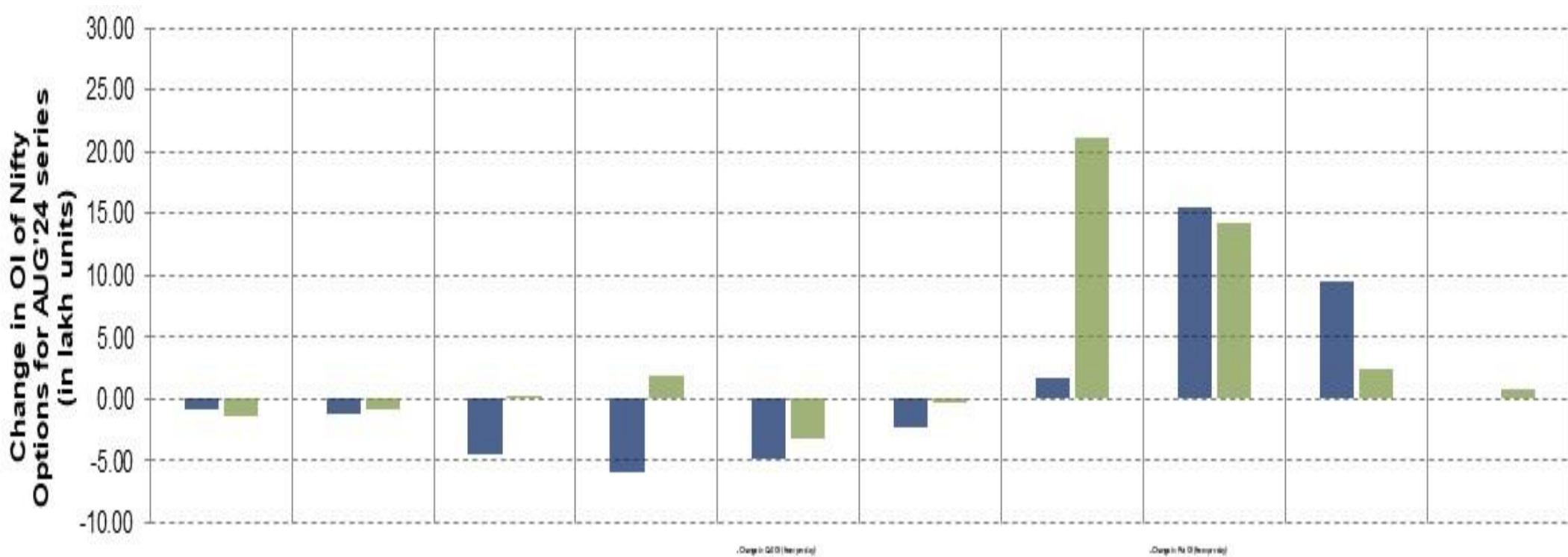
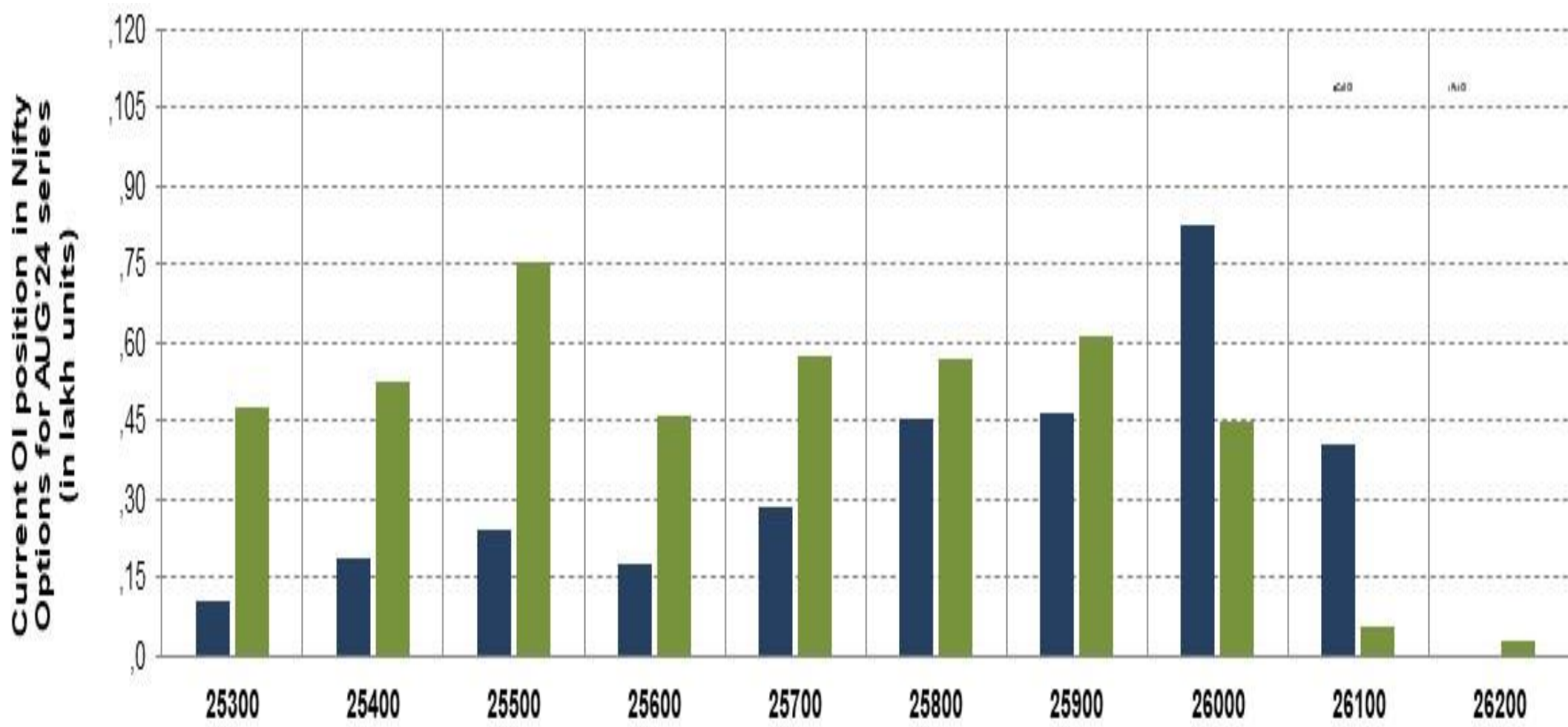
BANK NIFTY FUTURES



TECHNICAL VIEWS



NIFTY OPTIONS



- **Most Active Nifty Call** with an addition of 1.54 million in Open Interests is **Strike Price of 26000**
- **Most Active Nifty Put** with an addition of 2.12 millions in Open Interests is **Strike Price of 25900**
- **Maximum Open Interest** an outstanding was 8.26 millions for Calls at **Strike Price of 26000**
- **Maximum Open Interest** an outstanding was 7.55 millions for puts at **Strike Price of 25000**

Disclaimer



The Information provided by SMS or in newsletter or in any document has been prepared by Shah Investor's Home Ltd (SIHL). The Information provided by SMS or in newsletter does not constitute an offer or solicitation for the purchase or sale of any financial instrument or as an official confirmation of any transaction. The information contained herein is from publicly available data or other sources believed to be reliable, but we do not represent that it is accurate or complete and it should not be relied on as such. SIHL or any of its affiliates/ group companies shall not be in any way responsible for any loss or damage that may arise to any person from any error in the information contained in this report or SMS. This Information provided by SMS, reports or in newsletter is provided for assistance only and is not intended to be and must not alone be taken as the basis for an investment decision. The user assumes the entire risk of any use made of this information. Each recipient of this Information provided by SMS, report or in newsletter should make such investigation as it deems necessary to arrive at an independent evaluation of an investment in the securities of companies referred to in this information provided by SMS, report or in newsletter (including the merits and risks involved), and should consult his own advisors to determine the merits and risks of such investment. The investment discussed or views expressed may not be suitable for all investors. This information is strictly confidential and is being furnished to you solely for your information.

The information should not be reproduced or redistributed or passed on directly or indirectly in any form to any other person or published, copied, in whole or in part, for any purpose. The information provided by report or SMS is not directed or intended for distribution to, or use by, any person or entity who is a citizen or resident of or located in any locality, state, country or other jurisdiction, where such distribution, publication, availability or use would be contrary to law, regulation or which would subject SIHL and affiliates/ group companies to any registration or licensing requirements within such jurisdiction. The distribution of this Information provided by SMS or in newsletter in certain jurisdictions may be restricted by law, and persons in whose possession this Information provided by SMS or in newsletter comes, should inform themselves about and observe, any such restrictions. The information given or Information provided by SMS, report or in newsletter is as of the date of the issue date of report or the date on which SMS provided and there can be no assurance that future results or events will be consistent with this information. This information is subject to change without any prior notice. SIHL reserves the right to make modifications and alterations to this statement as may be required from time to time. However, SIHL is under no obligation to update or keep the information current.

Nevertheless, SIHL is committed to providing independent and transparent recommendation to its client and would be happy to provide any information in response to specific client queries. Neither SIHL nor any of its affiliates, group companies, directors, employees, agents or representatives shall be liable for any damages whether direct, indirect, special or consequential including lost revenue or lost profits that may arise from or in connection with the use of the information. Past performance is not necessarily a guide to future performance. The disclosures of interest statements incorporated in the Information provided by SMS, report or in newsletter are provided solely to enhance the transparency and should not be treated as endorsement of the views expressed in the report. The analyst for this report certifies that all of the views expressed in this report accurately reflect his or her personal views about the subject company or companies and its or their securities, and no part of his or her compensation was, is or will be, directly or indirectly related to specific recommendations or views expressed in this report.